

CZECH GLASS PIP BEADS

Centipede Bracelets



John Bead
ESTABLISHED 1954

John Bead Materials List

Czech Preciosa Pip Beads Mauve Alabaster Opaque
27800960-12S8

Czech Seed Bead/Pony Bead 6/o Stripe Opaque
Yellow/Red Travertine 65443217

Czech Seed Bead 11/o Opaque Travertine on Turquoise
66401523B

Toggle 2in w/Extender Round LF/NF Antique Copper
26002000-69

Beading Thread such as:

Wildfire .006in/0.15mm Black 50yd (45m)
74423057-01, 6lb or 8lb Fireline or similar

Tools

Size 10 Beading Needles 74301043

Thread Snips 74509607

Chain Noise Pliers 74527344

Color A - Size 6/0 Czech Seed Bead / Pony Bead

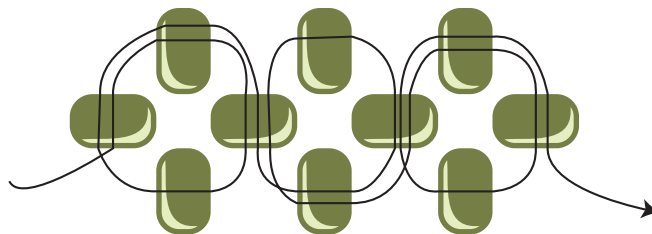
Color B - Size 11/0 Czech Seed Bead

Color C - Czech Preciosa Pip Bead

Step 1 - Create a base of right angle weave using 6/0 beads.

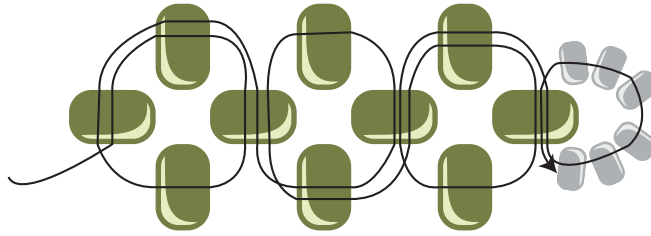
Cut a 50" [127 cm] length of beading thread and thread a size 10 hard beading needle. Leaving a 10" [25 cm] tail, pick up 4(A). Go through the first bead added and continue through the next two (A) beads.

[Pick up 3(A). Go back through the bead your thread is exiting, in the same direction as the exiting thread. Go through the next two (A)]. Repeat until you reach the desired length of the your bracelet, minus the length that will be added by the clasp. Clasp shown will add 1.25" [3 cm] at the smallest link.



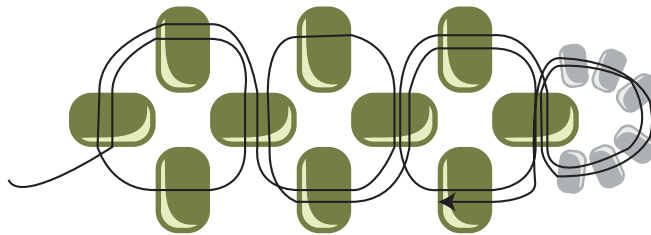
Step 2

Pick up 6(B). Go back through the (A) bead.



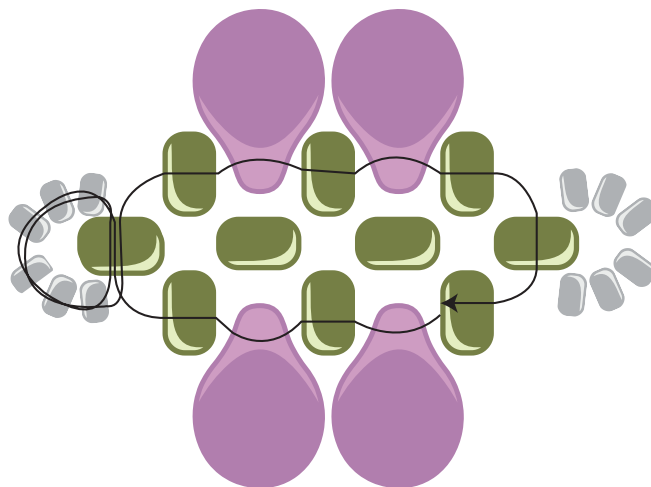
Step 3

Go back through all six (B) beads and (A) bead to reinforce. Go through the next (A) bead.



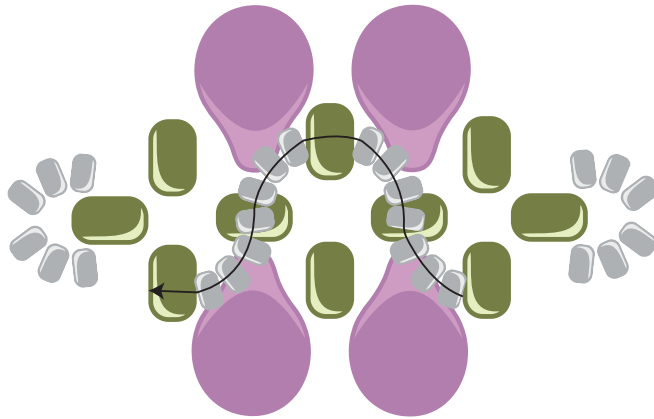
Step 4

[Pick up 1(C). Go through the next (A)] until you reach the end of the bracelet. Go through the next (A). Pick up 6(B). Go back through the (A) bead. Go through all six (B) and the (A) bead again to reinforce. Go through the next (A) bead. [Pick up 1(C). Go through the next (A)] to the other end of the bracelet. Go through the next two (A).



Step 5

[Pick up 7(B) beads. Skip one (A) bead and go through the next (A) bead] until you reach the other side of the bracelet.



Step 6 Weave in working and tail threads.

Flip the bracelet over so the embellished side is down. Follow the thread path through several loops around the Right Angle Weave core. If desired for extra security, go through a (C) bead, tie a half hitch knot, go through the next (A) bead] twice. Trim thread. Repeat with the tail thread.

Step 7

Using chain nose pliers, attach a jump ring and toggle bar to the 6(B) beads at one end of the bracelet. Repeat on the other side with the toggle ring.

Hawaii Mix Black Diamond

Color A - Czech Glass Seed Bead / Pony Beads 6/0
Hawaii Mix 63210001-0022

Color B - Czech Glass Seed Bead Size 11/0 Black
Diamond Luster 66401004B

Color C - Czech Preciosa Pip Beads Black Opaque
27800960-17S8

Toggle 2in w/Extender Round LF/NF Antique
Silver 26002000-53



Turquoise Luster

Color A- Czech Seed Bead/Pony Bead 6/o Opaque
Medium Turquoise Luster 65401907

Color B - Czech Seed Bead 11/o Opaque Turquoise
66434910B

Color C - Czech Preciosa Pip Beads Pink Alabaster
Travertine 27800960-29S8

Toggle 2in w/Extender Round LF/NF Antique Silver
26002000-53

