

Michael's

Made by you™

VOTIVE CANDLE HOLDER

Beaded Candlelight



John Bead
ESTABLISHED 1954

Materials

John Bead Czech Glass Seed Beads

Two Tubes

Size 6/0 Royal Topaz SKU 10627182

Wildfire Beading Thread SKU 10470337

Ivory LED Flameless Tea Light Candles

SKU 10467193

Tools

Size 10 Beading Needles, SKU 10332394

Precision Scissors, SKU 10591717

Bead Mat, SKU 10348546

Time: 1 hour

Level: Beginner


Create a warm glow this Fall with John Bead Czech Glass Seed Beads. Using even-count peyote stitch in the round, we will create a decorative votive designed to fit around a flameless, tea light candle.

Change up the colors for a new look! This idea would also be great decor for Wedding Receptions!

Step 1

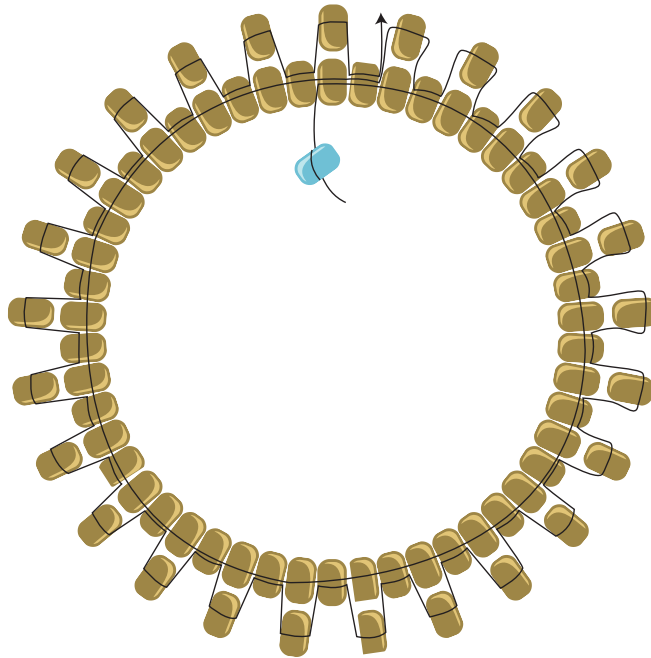
Cut a 45" [114 cm] length of beading thread. Thread a size #10, hard beading needle and run the needle down the thread about 7" [18 cm] and fold over. This design is working on a single strand.

Add a stop bead onto the end of the thread by stringing a bead and going back through that bead, leaving a 10" [25 cm] tail.



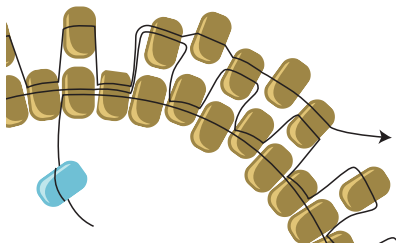
Step 2

String 50, Size 6/0 beads. go back through the first bead.



Step 3

[Pick up one, Size 6/0 bead. Skip a bead and go through the next bead] 25 times. The beads added in this row are the "up" beads for the next row. Step up through the first bead added.



Step 4

[Pick up one, size 6/0 bead and go through the next "up" bead] 25 times. Step up through the first bead added.

Step 5

Repeat Step 4 twelve times, for a total of 15 rows. To add and weave in thread, go through several beads, changing direction three times. Trim thread and place around a flameless, tea light candle. Enjoy and Happy Fall!