

Michael's®

Made by you™

*Czech Crystal
Earrings Party*



John Deed
ESTABLISHED 1954

What You'll Need

8mm Round Czech Crystal AB, SKU 10719421
8mm Round Czech Crystal White Opalite, SKU 10719427
8mm Round Czech Crystal Siam Red, SKU 10719454
6mm Round Czech Crystal White Opalite, SKU 10719426
Designer Czech Glass Strand, Marble, SKU 10719280

Light Blue Impression Jasper Rondelle Beads, 5X8MM, SKU 10631274

18K Fishhook Ear-wires, SKU, 10697396
18K Head Pin, SKU 10697406
18K Eye Pin, SKU 10697404
18K 4mm Jump Ring, SKU 10697677
Wire Working Pliers Set, SKU 10334538
German Style Wire, Antique Brass, 22GA, SKU 10193620
Nylon Jaw Flat Nose Pliers, SKU 10157928

Beginner Wire Wrapping
1 Hour Class



Share your designs with us!

#JohnBead

#MakeItWithMichaels

[Join the John Bead Facebook Group!](#)

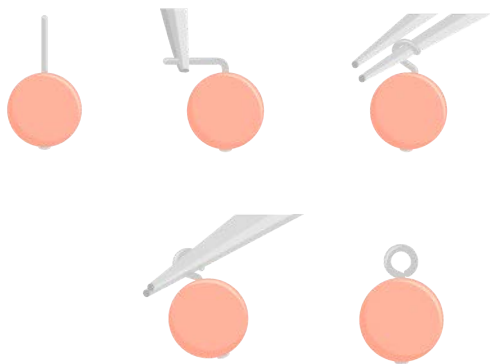
John Bead
ESTABLISHED 1954

Turn a few strands of gorgeous Czech crystal and glass into stand out earrings! These speedy styles work-up in a jiffy and each pair uses only a few beads, so for the makers and sellers out there, you can make a bunch!

Crystal Round Dangle and Drops - Single Drop

Step 1

Select a headpin and an 8mm round crystal. Place the crystal on the headpin and bend forward to create a 90-degree angle. Trim to 1/4", using flush cutters. Using round nose pliers, roll a loop over the crystal. Open a 4mm jump ring using chain nose pliers in a lateral motion. Link the crystal to an ear wire and close the jump ring.



Crystal Round Dangle and Drops - Two Drop

Step 2

Add one more crystal before linking to the ear wire. To do this, select an eye pin. Place another 8mm crystal onto the eye pin. Repeat the step 1 method to create a loop. Open the bottom loop of the eye pin using chain nose pliers in a lateral motion and link the Step 1, head pin crystal drop to it. Close the loop. Use a 4mm jump ring to link the top loop of the Step 2, eye pin crystal, to the ear wire.


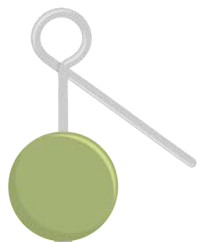





Wire Wrapped Swirly Czech Glass with Gemstones and Crystal

Style 1 - Table Cut Rectangles with Opalite Crystal

Step 1

Make two. Cut a 3.5" length of 22-gauge wire. Wrap the end using round nose pliers to form a coil. Overlap the coils three times, then remove from the pliers. Insert the other end of the wire through the coil ring and begin pulling it through. Secure the end with chain nose pliers to help you pull, then, using nylon jaw pliers, grip the wire and pull tightly through the rest of the way through the coil, compressing the nylon jaw this whole time. A knot will form at the end of the wire. Slide on an 8mm Opalite Czech Crystal. From a wrapped loop above the crystal.



Step 2

Make two. Cut a 5" piece of wire. Work at the bottom 1.5" of the wire and form a loop with round nose pliers. Slide the Step 1 Opalite dangle on the loop, then wrap the wire around completing the wrapped loop with the opalite drop linked. Trim the excess from the wrap. Slide on a rectangle table cut bead. Form a wrapped loop above it, but then bring the excess wire around and over the rectangle bead. Wrap it around at the bottom of the bead and trim.

Step 3

Open the loop on an ear wire and attach the top loop of the rectangle bead.



Style 2 - Wire Wrapped Swirly Trio with Gemstone

Step 1

Make two. Place an 8mm opalite crystal onto a head pin and form a simple loop above it.

Step 2

Make two. Cut a 7" length of 22-gauge wire and form a wrapped loop with the bottom, 1.5". Slide on (1)6mm opalite crystal, (1) gemstone rondelle, (1) 6mm opalite crystal. Form a wrapped loop directly above the top crystal, then continue wrapping around the top crystal, in between the crystal and gemstone below, around the gemstone, and continue swirling over the next crystal, finally ending with two wraps around the coil of the wrapped loop below the bottom crystal. Trim excess. Use chain nose pliers to flatten the trimmed tail.

Step 3

Connect two. Open the loop on the Step 1 dangle and attach it to the bottom, wrapped loop of the Step 2 trio. Close the loop. Open the loop on an ear wire. Attach that to the top wrapped loop above the trio.

