

Michael's

Made by you™

CRYSTAL HEARTS

*Jewelry Set*



*John Bead*  
ESTABLISHED 1954

## What You'll Need

4mm Czech Crystal Bicones, Siam, SKU 10686743  
Size 11/0 Czech Seed Beads, Gold, SKU 10627234

Wildfire Beading Thread, SKU 10470337  
Size 11 Beading Needle, SKU 10720246

4mm Jump Rings, SKU 10697677  
Small, Gold Cable Chain, SKU 10468995  
Gold Ear Wires, SKU 10697396  
Paperclip Chain, SKU 10696635  
Gold Lobster Claw Clasp, SKU 10443264  
Pliers Set, SKU 10334538  
Scissors, SKU 10591717

## Beginner Bead Weaving 1-Hour

John Bead has a Facebook Group!  
Share your creations with us!  
Tag #MakeItWithMichaels and #JohnBead



## Introduction

In today's class we will work using right angle weave technique to create a heart element with 4mm Czech crystal bicones and size 11/0 seed beads. In class we will turn the hearts into earrings or a necklace, that could also be a bracelet.

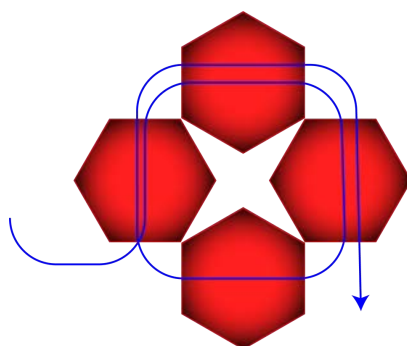
## Abbreviations:

B4 - 4mm Czech Crystal Bicone Bead, Siam

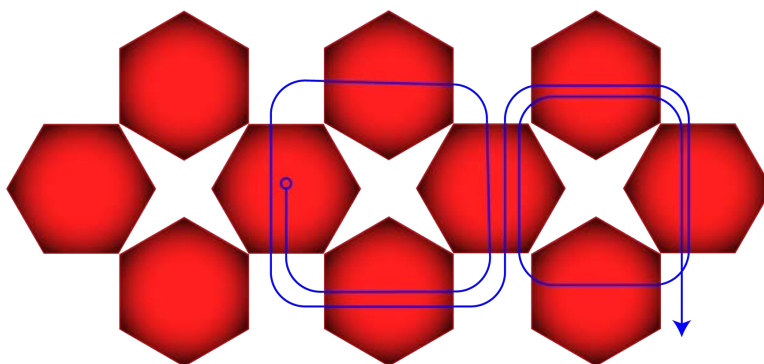
S11 - Size 11/0 Czech Seed Bead, Gold Metallic

## Step 1

Cut 30-inches of beading thread and thread a size 11/0 beading needle. Leaving a small tail of 5 to 7-inches, string (4)B4 and go back through the first B4. Continue through the next (2)B4.



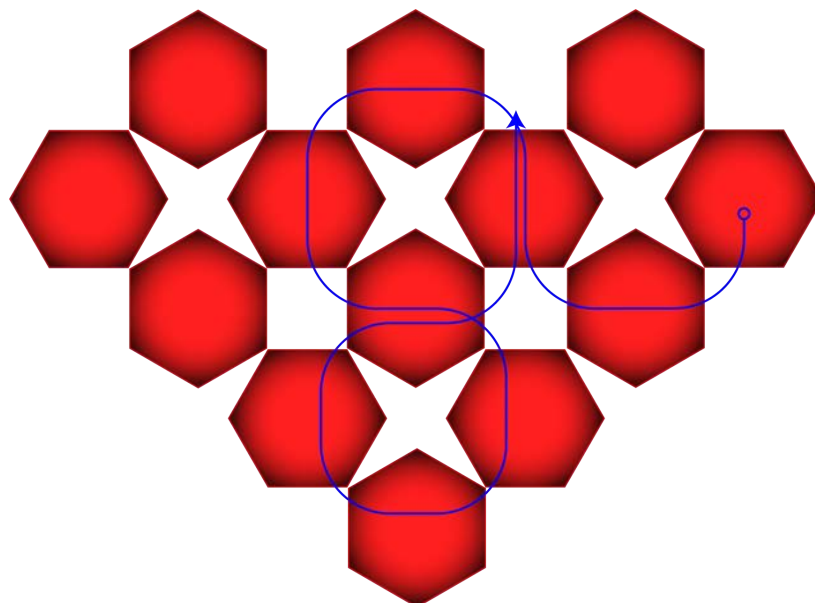
Step 1



Step 2

### Step 3

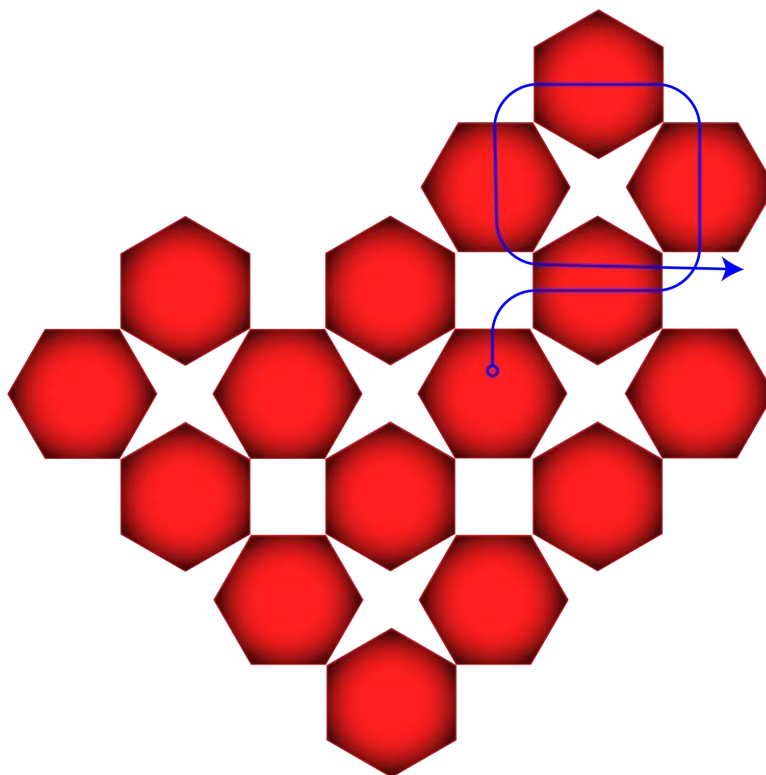
Weave to exit from the middle, bottom B4. String (3)B4 and go back through that B4. Continue to weave through the next B4.



Step 3

### Step 4

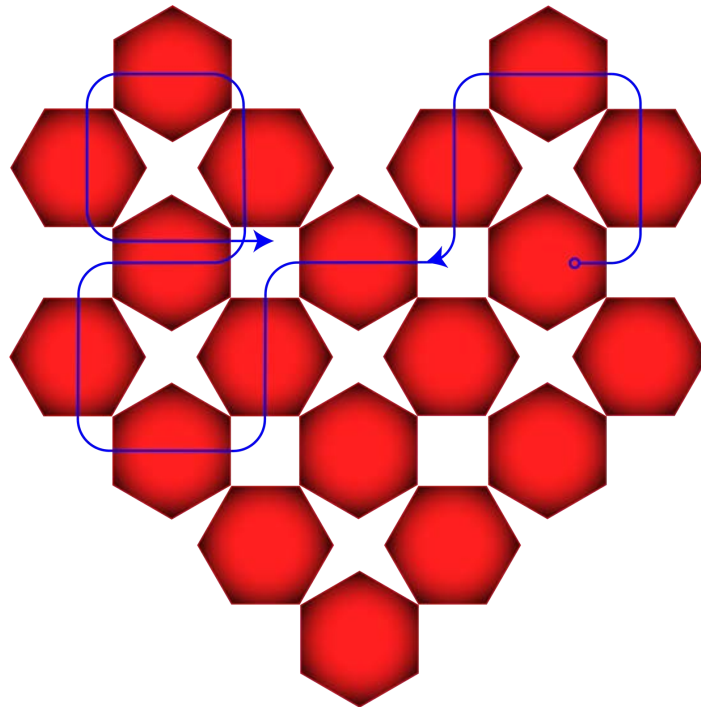
Weave to exit from a top, edge B4. String (3)B4 and circle back through that B4.



Step 4

### Step 5

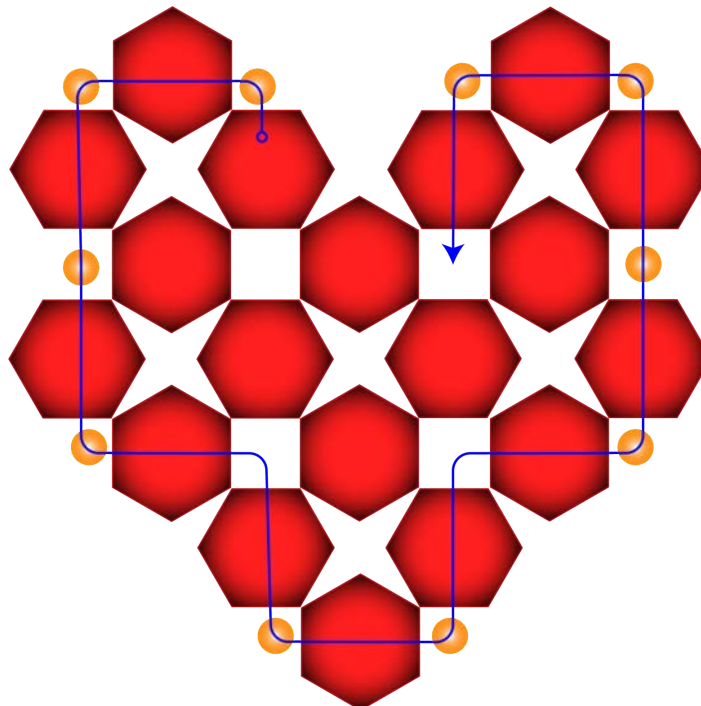
Complete the other side of the heart. Weave to exit from the other edgemost B4 and loop (3)B4 around it.



Step 5

### Step 6

Next, add S11 around the edges in between the B4, as shown.



Step 6

## Step 7

Make as many hearts as you like, then assemble into jewelry. To make the earrings, weave in and trim remaining thread, then cut a length of chain. Join a side S11 to the chain using a small jump ring. Shown are 4mm, 22-gauge. Add an ear wire at the top of the chain.

Another idea involves linking them together. Complete a right angle weave quad with S11, joining the S11 on one heart to the side of another. Connect to chain for a necklace or bracelet.

Another idea would be to create many hearts and join them together into a full bracelet. Whatever style you choose for your set, we would love to see it! Share with us at #johnbead and #makeitwithmichaels.

Join Bead Projects and PDFs from John Bead on Facebook! Happy Beading!

